

# Replacing The Telephone Modem Battery – Arris eMTA (embedded Multimedia Terminal Adapter).

## Objective:

Understand how to install the lithium-ion battery in your Internet and Telephone modem (eMTA). After purchasing your replacement phone modem battery, please follow the instructions below to replace the old battery with the newly purchased one.

**BE SURE TO REMOVE THE POWER CORD FROM THE TELEPHONE MODEM BEFORE PROCEEDING.**

## Removing and Replacing the Battery

Follow these steps for removing and replacing the battery.

**1.** Press down and pull back on the latch holding the battery door (on the bottom of the Cable Modem). Pull the door toward you. Set the door aside in a safe place.


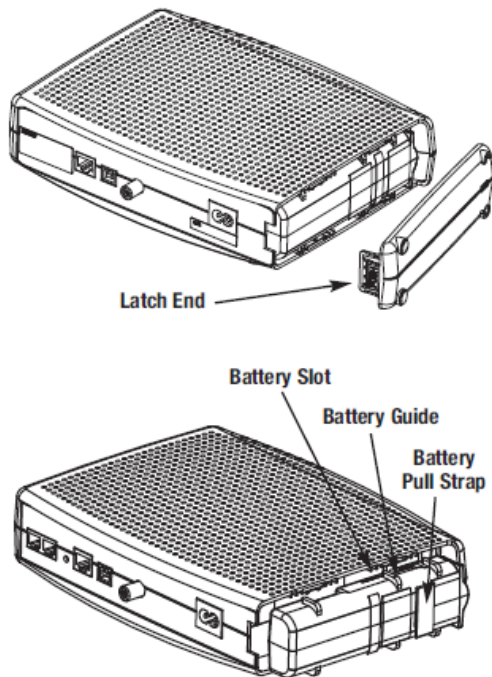
### **CAUTION: Risk of equipment damage**

Improperly inserting the battery may damage the battery connector in the Cable Modem. Carefully follow the instructions in the next step to avoid damage.

**2.** Use the battery pull strap to dislodge the old battery and remove it.

**3.** Hold the new battery pack so that the guides on the battery align with the slots on the Cable Modem, and slide the battery into the bay. The diagram below shows the proper orientation.

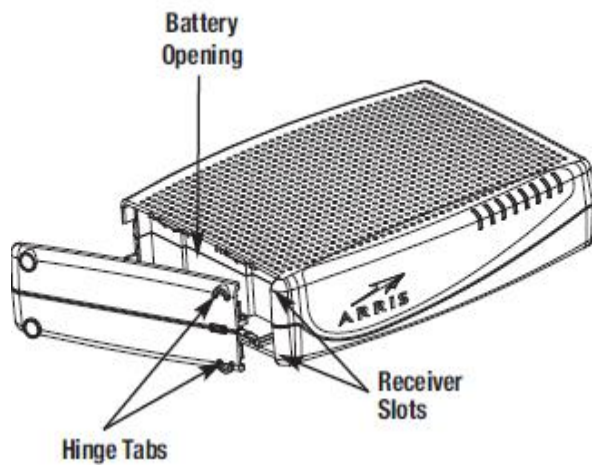
**Note:** Batteries will not insert completely into the Cable Modem if not oriented correctly. The battery should slide into the bay without significant force. Line up the slots in the battery bay with the guides on the battery, and apply even pressure on both ends of the battery.



**4.** Push the battery pack into the bay until it latches into place.

**Note:** The Cable Modem will not begin operating until you apply AC power.

**5.** Replace the door. To do so, place the tabs of the battery door into the slot on the Cable Modem battery compartment. Rotate the door toward the front of the Cable Modem until the latch snaps back into place.



**Note: It may take up to 24 hours for the battery to fully charge. A solid green LED will be displayed.**

**FOR ASSISTANCE, PLEASE CONTACT OUR TECHNICAL SUPPORT TEAM AT 1-800-457-5351.**